

For more information go to [www.barbourproductsearch.info](http://www.barbourproductsearch.info)



Aluminium section balusters

*Quality you can hold on to.*

Sapphire Eastern Park Farm Lane Nuthampstead Herts SG8 8LZ  
call 01763 847 020 fax 01763 847 030 email [sales@sapphireeastern.com](mailto:sales@sapphireeastern.com)

Sapphire Midlands 10 Thorpe Way Banbury OX16 4SP  
call 01295 265 500 fax 01295 265 040 email [sales@sapphiremidlands.com](mailto:sales@sapphiremidlands.com)

Sapphire Scotland 1 Blackhouse Circle Peterhead AB42 1BN  
call 01779 476 089 fax 01779 471 796 email [sales@saphirescotland.co.uk](mailto:sales@saphirescotland.co.uk)

Sapphire Southern 11 Arkwright Road Reading RG2 0LU  
call 0118 986 5410 fax 0118 986 5420 email [sales@saphiresouthern.com](mailto:sales@saphiresouthern.com)

[www.sapphirebalustrades.com](http://www.sapphirebalustrades.com)





#### Strength and simplicity


Aluma is a cost-effective aluminium balustrade system with a crisp, contemporary flavour. It takes its visual style from a range of aluminium extrusions in various shapes, sizes, finishes and colours. Handrails are joined with hidden fixings to give a perfectly clean line and uncluttered appearance.

Aluma offers superior corrosion resistance, even if coatings are damaged, making it ideal for situations such as external balconies and buildings in coastal areas. However, it is also suitable indoors.

Aluma can be manufactured to meet bespoke requirements, including curves, and can be self-installed if you prefer.



 > product credentials



Three standard handrail profile shapes

Handrails joined to balusters with hidden fixings

Meets all relevant UK regulations

Made from 6000 series aluminium alloys, selected for strength, finish and corrosion resistance

**profiles**

50x50mm single baluster  
50x30mm double baluster

**material**

Aluminium  
Hardwood (handrail only)  
Remote timber

**finishes**

Polyester powder coated  
Anodised  
Uncoated

More in-depth technical information is available in the [Aluma technical brochure](#).

## Goodwin Court Care Home > Herts

Healthcare / Residential




For this healthcare/residential project, we provided an Opal balustrade with timber handrail for the internal staircase and Aluma balustrades with wood-effect powder coating to the external balconies. The installation combines the beauty of natural materials with practicality and safety.

**Architect**

Jansen Developments

**Contractor**

ISG Jackson



## Aurora Apartments > Deeside

### Residential

This residential commission features Aluma balustrades fitted to external balconies. Midrails and glass combine to form a distinctive visual feature. The architect opted for an uncoated balustrade.

**Architect**  
KDM Architects  
**Contractor**  
Mansell



## Balustrade enhancements > overview



### Armourex

> Advanced coating

Armourex is a uniquely formulated coating offering enhanced performance and extended life. The coating was developed around three core needs:

**Anti-graffiti** > Graffiti is easy to remove without solvents. Armourex is also flame-resistant.

**Antibacterial** > Contains an active agent to inhibit growth and reduce spread of bacteria.

**Scratch resistant** > With a 118 Buchholz hardness, a Clemen hardness of 3500 and a thermal conductivity of 0.3, the coating offers great scratch resistance and a 'warm to the touch' feel.



### Natura

> Hardwood handrails

Natura hardwood handrails provide a soft natural complement to components and balustrades from our other ranges. Combine it with stainless steel or glass for a contemporary, warm and welcoming feel.

Our unique high-strength jointing methods mean no core rail is required, dramatically improving the aesthetic impact of the range and enabling smooth, flowing corners and bends – just as with our core ranges. Natura fixings are hidden from view where possible.



### Naturex

> Woodgrain coating

Naturex is a highly realistic woodgrain coating, available as an alternative to powder coating. The coating can be made to match any species of timber.

Naturex is suitable for both internal and external situations, offering the same look as timber but with superior durability (25-year lifespan) and no need for regular maintenance. A wide choice of grains and colours can be chosen, all of which deliver further cost savings. Naturex can be applied to both balusters and handrails.



### Lunalite

> LED

LED lighting embedded into the underside of the handrail can be used to illuminate walkways for safety or just to create a stunning visual effect.


LEDs are available in white, red, blue, green, yellow, purple or constantly changing colours.



### Gates

We offer lockable gates in stainless steel, glass and other materials to match our balustrades. Gates provide useful access control in retail, hospitality and other environments, while preserving visual continuity. One-way access gates can also be provided.

## Balustrade systems > overview



### Crystal

#### Light, space and style

Crystal is ideal for large atria and other high-profile applications, with a design that's been refined through years of careful development. Its structural glass panels provide a perfectly clear view and an understated lightness that ideally complements both modern and classic buildings.

> [Frameless structural glass](#)

### Onyx

#### Versatility and resilience

Onyx, our stainless steel range, offers a great-looking, low-maintenance solution that's ideal for communal areas in retail, commercial, residential, education and leisure settings.

> [Stainless steel tubular balusters](#)

### Jasper

#### Elegance and creative scope

Jasper is a recently introduced flat-baluster system with slim, contemporary sightlines. It works equally well in both level and raking situations. The range can easily incorporate customised baluster profiles.

> [Profiled flat balusters](#)

### Opal

#### Value and quality

Opal's attractive, head-wearing polyester powder-coated finish delivers a superb balance of durability, quality and value, providing a visual complement or contrast in any environment.

> [Coated tubular balusters](#)

### Aluma

#### Strength and simplicity

Aluma is a cost-effective aluminium balustrade system with a crisp, contemporary flavour. It takes its visual style from a range of aluminium extrusions in various shapes, sizes, finishes and colours. Handrails are joined with hidden fixings to give a perfectly clean line and uncluttered appearance.

> [Aluminium section balusters](#)

Contact  
Sapphire



**Sapphire Eastern** Park Farm Lane Nuthampstead Herts SG8 8LZ  
call 01763 847 020 fax 01763 847 030 email sales@sapphireeastern.com

**Sapphire Midlands** 10 Thorpe Way Banbury OX16 4SP  
call 01295 265 500 fax 01295 265 040 email sales@sapphiremidlands.com

**Sapphire Scotland** 1 Blackhouse Circle Peterhead AB42 1BN  
call 01779 476 089 fax 01779 471 796 email sales@sapphirescotland.co.uk

**Sapphire Southern** 11 Arkwright Road Reading RG2 0LU  
call 0118 986 5410 fax 0118 986 5420 email sales@sapphiresouthern.com

[www.sapphirebalustrades.com](http://www.sapphirebalustrades.com)

Sapphire reserve the right to alter specification and designs without prior notice.

© All rights reserved, no part of this publication may be reproduced in any material form (including photocopying or storing it in any medium by electronic means and whether or not transiently, or incidentally to some other use of this publication) without the written permission of the copyright owner. Application for the copyright owner's permission to reproduce any part of this publication should be addressed to Sapphire.

MD3101115

Designed and produced by Aura: [www.studioaura.com](http://www.studioaura.com)

ACP4472/01.11